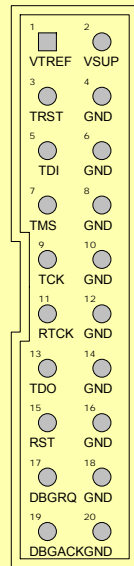
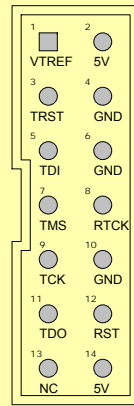


JetSeven
 Jetlink6
 Jetlink5-20
 Skylink 20

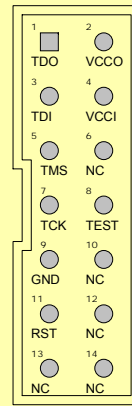


Jetlink5-14
 Skylink 14

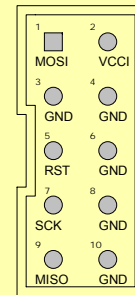


Вход VCCI (VTREF) требует обязательной подачи внешнего питания для питания схемы согласований уровней.
 Выход VCCO может быть использован для питания внешнего отлаживаемого устройства. Выходной ток не более 100 мА
 NC - не подключен

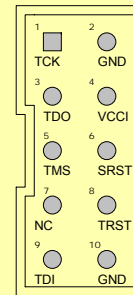
MspLink



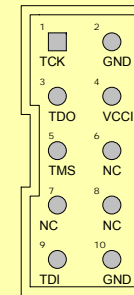
AvrISP



JtagICE



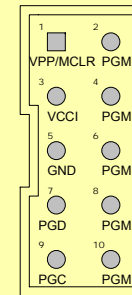
USB Blaster



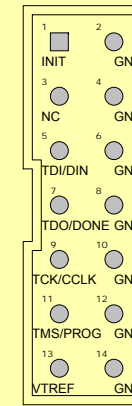
USB Blaster - назначение выводов не в JTAG режиме

	AS MODE	PS MODE
1	DCLK- Clock signal	DCLK- Clock signal
2	GND- Signal ground	GND- Signal ground
3	CONF_DONE- Configuration done	CONF_DONE- Configuration done
4	VCC(TRGT)- Target power supply	VCC(TRGT)- Target power supply
5	nCONFIG- Configuration control	nCONFIG- Configuration control
6	nCE- Cyclone chip enable	No connect
7	DATAOUT- Active serial data out	nSTATUS- Configuration status
8	nCS- Serial configuration device chip select	No connect
9	ASDI- Active serial data in	DATA0- Data to device
10	GND- Signal ground	GND- Signal ground

ICD2 USB



Xerxes



JetFire

